

EMC-3P16-13

Busbars for CBI 13 mm Q-range MCB

Emcomp's insulated busbars are especially designed for usage together with CBI Q-range 13 mm MCBs. The busbars are available in various configurations for 1-3 phases, with or without auxiliary switches. Emcomp's Busbars for 13 mm CBI Q are available in both straight and 90degree angled versions, with pin as well as fork connection.

Usage of Emcomp's Busbars for 13 mm CBI Q saves time during assembly as well as gives more even distribution of the current which

increase safety as the risk for imbalanced loads in the system decreases.

Emcomp's Busbars for 13 mm CBI Q are available as bulk stock or ready-made for the respective application. Bulk stock is cut and insulated with end caps. Ready-made busbars are ideal for production volume applications where secondary operations should be kept to an absolute minimum. Application specific busbars can be supplied with feed-in terminals, insulation devices or application specific wire harnesses.



EMCOMP

Description	Data	Dimensions
Phase		
Type	Fork	
Shape	Bended 90°	
Connection points	75	
Cross section mm ²	16	
Modular width mm	13	
Description	1p. MCB	
Item No	EMC-1F16-13	

Description	Data	Dimensions
Phase	1	
Type	Fork	
Shape	Bended 90°	
Connection points	50	
Cross section mm ²	16	
Modular width mm	19,5	
Description	1p. MCB + Aux	
Item No	EMC-1F16-13A	

Description	Data	Dimensions
Phase	2	
Type	Fork	
Shape	Straight	
Connection points	74	
Cross section mm ²	16	
Modular width mm	13	
Description	2p. MCB	
Item No	EMC-2F16-13	

Description	Data	Dimensions
Phase	2	
Type	Fork	
Shape	Straight	
Connection points	50	
Cross section mm ²	16	
Modular width mm	19,5	
Description	2p. (1p.MCB+Aux)	
Item No	EMC-2F16-13A	

Description	Data	Dimensions
Phase	2	
Type	Fork	
Shape	Straight	
Connection points	60	
Cross section mm ²	16	
Modular width mm	2x13/6,5	
Description	2p. MCB + Aux	
Item No	EMC-2F16-26A	

Description	Data	Dimensions
Phase	3	
Type	Fork	
Shape	Straight	
Connection points	75	
Cross section mm ²	16	
Modular width mm	13	
Description	3p. MCB	
Item No	EMC-3F16-13	

Description	Data	Dimensions
Phase	3	
Type	Fork	
Shape	Straight	
Connection points	66	
Cross section mm ²	16	
Modular width mm	3x13/6,5	
Description	3p. MCB+Aux	
Item No	EMC-3F16-39A	

Description	Data	Dimensions
Phase	3	
Type	Fork	
Shape	Straight	
Connection points	51	
Cross section mm ²	16	
Modular width mm	19,5	
Description	3p. (1p.MCB+Aux)	
Item No	EMC-3F16-13A	

Description	Data	Dimensions
Phase	1	
Type	Pin	
Shape	Bended 90°	
Connection points	75	
Cross section mm ²	16	
Modular width mm	13	
Description	1p. MCB	
Item No	EMC-1P16-13	

Description	Data	Dimensions
Phase	1	
Type	Pin	
Shape	Bended 90°	
Connection points	50	
Cross section mm ²	16	
Modular width mm	19,5	
Description	1p. MCB+Aux	
Item No	EMC-1P16-13A	

Description	Data	Dimensions
Phase	2	
Type	Pin	
Shape	Straight	
Connection points	74	
Cross section mm ²	16	
Modular width mm	13	
Description	2p. MCB	
Item No	EMC-2P16-13	

Description	Data	Dimensions
Phase	2	
Type	Pin	
Shape	Straight	
Connection points	50	
Cross section mm ²	16	
Modular width mm	19,5	
Description	2p.(1p.MCB+Aux)	
Item No	EMC-2P16-13A	

Description	Data	Dimensions
Phase	2	
Type	Pin	
Shape	Straight	
Connection points	60	
Cross section mm ²	16	
Modular width mm	2x13/6,5	
Description	2p. MCB+Aux	
Item No	EMC-2P16-26A	

Description	Data	Dimensions
Phase	3	
Type	Pin	
Shape	Straight	
Connection points	75	
Cross section mm ²	16	
Modular width mm	13	
Description	3p. MCB	
Item No	EMC-3P16-13	

Description	Data	Dimensions
Phase	3	
Type	Pin	
Shape	Straight	
Connection points	66	
Cross section mm ²	16	
Modular width mm	3x13/6,5	
Description	3p. MCB+Aux	
Item No	EMC-3P16-39A	

Description	Data	Dimensions
Phase	3	
Type	Pin	
Shape	Straight	
Connection points	51	
Cross section mm ²	16	
Modular width mm	19,5	
Description	3p. (1p. MCB+Aux)	
Item No	EMC-3P16-13A	

TECHNICAL DATA

Description	Data
Busbar	copper
Insulation	PC-ABS, moulded PC-ABS, extruded grey RAL 7035
End cover	PC-ABS, moulded

GENERAL DATA

Description	Data
Heat deflection temp	PC-ABS 80 UL94V0
Glow Wire Flammability Index	PC-ABS, extruded PC-ABS, moulded 960°C/3,2mm ; 850°C/1mm 960°C/1mm
Comparative tracking index	PC-ABS, extruded PC-ABS, moulded 600V 300V
Standards	EN 60947-1:2007 / IEC 60947-1:2007
Climate stability	acc to DIN EN 60068
Insulations coordination	overvoltage category III
Pollution Degree	2

ELECTRICAL DATA

Description	Data
Impulse voltage strenght	4,5 kV
Min. air distance	5,5 mm
Min. creeping distance	5 mm
Max. operating voltage	690 V AC
Protection class	IP20
Short circuit rating	ICC 15kA - NH3 250A gC500V JM

Capacity at 35°C ambient temperature depending of feeding point

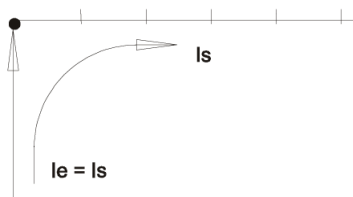
Description	Data
Connection cross current mm ²	10 mm ² 16 mm ²
Max. current Is/Phase	63A 80A

Approval and marking

All busbars are CE conform and correspond to the RoHS of the EU.

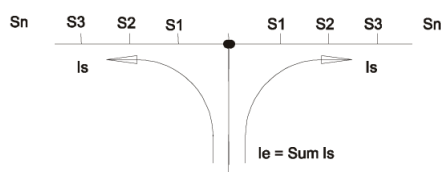


Feeding



Feeding at beginning or end of bar.

Other feedings



Other feedings. In case of center-feeding, please note that the sum of junction currents $S1.. Sn$ per railbranch may not be bigger than the above named max. busbar current $I_s/Phase$.



EMCOMP

Cut to length and pre-assembled with end caps

For volume applications it is an economical solution to order the busbars cut to length as it saves valuable time in installation. All of our standard busbars can be supplied cut to length complete with pre-assembled end caps by adding the requested number of connections as a suffix, see example below.




EMC-1F16-13-4, EMC-1F16-13-3 and EMC-1F16-13-2



3-p Busbar endcap (P/N A1) and 1-p Busbarendcap (P/N A11)

Customized busbar assembly

Many of our clients are manufacturing companies who use our breakers in an OEM environment. For volume production, the busbar system can be optimized for your application. Examples of customization could be welded-in customized wire harnesses, special circuit configurations on the busbar, pre-assembled feeder terminals and your own marking design. This type of customized busbar systems save time and money in installation and enhance the performance of your application. Please contact us for any further information



Our other Products and Services



Circuit Breakers



Busbars



Cables/Connectors



Customised Solutions



Protection Boots IP66/IP68

Contact us for more information.

Emcomp International AB

Box 7, Hemvägen 12, SE-732 71 FELLINGSBRO, Sweden
+46 (0) 581 62 15 50, info@emcomp.se, www.emcomp.se

Gewerbepark 23, 85250 ALTOMÜNSTER, Germany
+49 (0)8254 994 334 10



EMCOMP