

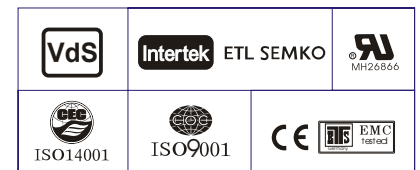
Specification

Nominal Voltage	12V	
Nominal Capacity(20HR)	45.0AH	
Dimension	Length	197±2mm (7.76 inches)
	Width	165±2mm (6.50 inches)
	Container Height	170±2mm (6.69 inches)
	Total Height (with Terminal)	170±2mm (6.69 inches)
Approx Weight	Approx 14.2 kg (31.3lbs)	
Terminal	M6	
Container Material	ABS	
Rated Capacity	47.8Ah / 2.3 A	(20hr , 1.80V/cell,25°C/77°F)
	45.0Ah / 4.50A	(10hr, 1.80V/cell,25°C/77°F)
	39.4Ah / 7.88A	(5hr, 1.75V/cell,25°C/77°F)
	35.7Ah / 11.9A	(3hr, 1.75V/cell,25°C/77°F)
	30.2Ah / 30.2A	(1hr, 1.60V/cell,25°C/77°F)
Max. Discharge Current	540A (5s)	
Internal Resistance	Approx 9.0mΩ	
Operating Temp.Range	Discharge	-15~50°C (5~122°F)
	Charge	0~40°C (32~104°F)
	Storage	-15~40°C (5~104°F)
Nominal Operating Temp. Range	25±3°C (77±5°F)	
Cycle Use	Initial Charging Current less than 13.5A.Voltage	
	14.4V~15.0V at 25°C(77°F)Temp. Coefficient -30mV/°C	
Standby Use	No limit on Initial Charging Current Voltage	
	13.5V~13.8V at 25°C(77°F)Temp. Coefficient -20mV/°C	
Capacity affected by Temperature	40°C (104°F)	103%
	25°C (77°F)	100%
	0°C (32°F)	86%
Self Discharge	Intact BP series batteries may be stored for up to 6 months at 25°C(77°F) and then a freshening charge is required. For higher temperatures the time interval will be shorter.	



Applications

- ◆ All purpose
- ◆ Uninterruptable Power Supply (UPS)
- ◆ Electric Power System (EPS)
- ◆ Emergency backup power supply
- ◆ Emergency light
- ◆ Railway signal
- ◆ Aircraft signal
- ◆ Alarm and security system
- ◆ Electronic apparatus and equipment
- ◆ Communication power supply
- ◆ DC power supply
- ◆ Auto control system



Constant Current Discharge (Amperes) at 25 °C (77°F)

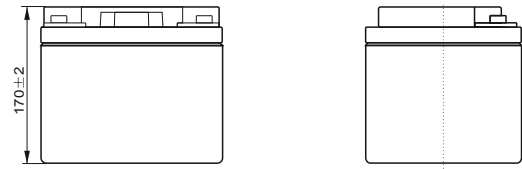
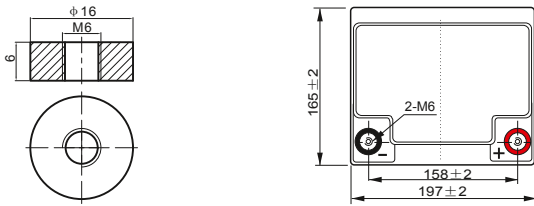
F.V/Time	5min	10min	15min	20min	30min	45min	1h	2h	3h	4h	5h	6h	8h	10h	20h
1.85V/cell	93.7	69.9	58.2	48.9	37.6	28.1	23.7	14.2	10.7	8.55	7.15	6.21	5.04	4.22	2.26
1.80V/cell	109.2	82.4	67.7	56.4	42.5	31.4	26.2	15.5	11.6	9.22	7.70	6.66	5.40	4.50	2.39
1.75V/cell	119.1	88.4	71.6	59.2	44.4	32.7	27.2	16.0	11.9	9.45	7.88	6.80	5.50	4.57	2.42
1.70V/cell	129.0	94.3	75.7	62.3	46.4	33.9	28.2	16.5	12.3	9.69	8.05	6.94	5.60	4.64	2.45
1.65V/cell	134.7	97.7	78.1	64.0	47.6	34.7	28.8	16.7	12.5	9.82	8.15	7.02	5.65	4.68	2.46
1.60V/cell	148.5	105.8	83.7	68.2	50.3	36.5	30.2	17.4	12.9	10.1	8.40	7.22	5.79	4.78	2.51

Constant Power Discharge (Watts) at 25 °C (77°F)

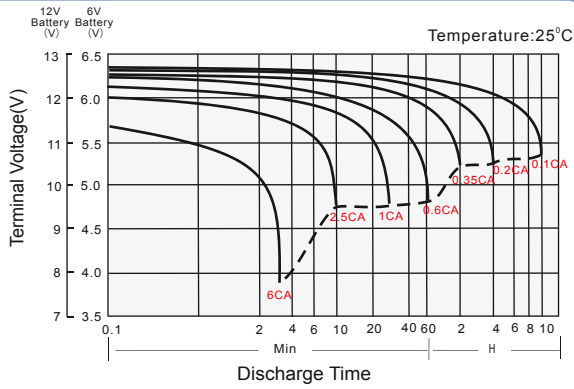
F.V/Time	5min	10min	15min	20min	30min	45min	1h	2h	3h	4h	5h	6h	8h	10h	20h
1.85V/cell	178.0	133.8	111.9	94.3	72.7	54.4	46.1	27.8	21.0	16.8	14.1	12.2	10.0	8.34	4.49
1.80V/cell	204.3	155.9	128.7	107.6	81.5	60.4	50.7	30.1	22.7	18.1	15.1	13.1	10.6	8.89	4.74
1.75V/cell	219.5	165.2	134.8	111.8	84.5	62.4	52.2	30.9	23.2	18.4	15.4	13.3	10.8	9.02	4.79
1.70V/cell	233.9	173.8	140.8	116.5	87.4	64.2	53.7	31.7	23.8	18.8	15.7	13.6	11.0	9.14	4.85
1.65V/cell	241.9	178.8	145.6	119.0	89.1	65.4	54.6	32.1	24.0	19.0	15.9	13.7	11.1	9.21	4.88
1.60V/cell	259.9	189.5	151.9	124.8	92.9	68.0	56.7	33.2	24.8	19.6	16.3	14.0	11.3	9.38	4.97

Dimensions

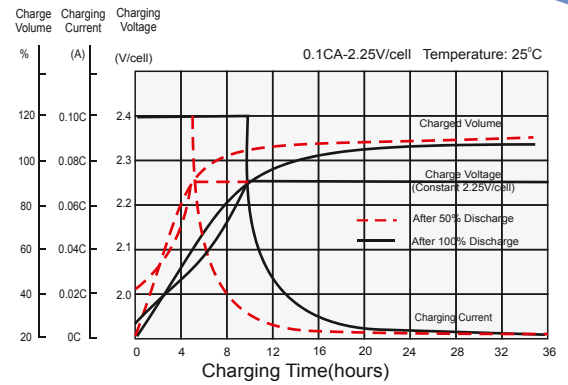
M6Terminal



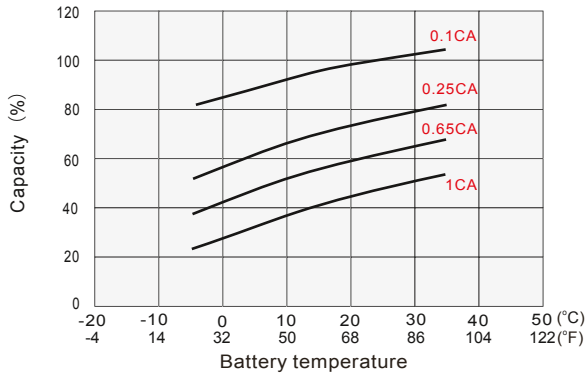
Discharge Characteristics



Float Charging Characteristics



Temperature Effects in Relation to Battery Capacity



Effect of Temperature on Long Term Float Life

