


Specification

Nominal Voltage	12V	
Nominal Capacity(10HR)	75.0AH	
Dimension	Length	260±2mm (10.24 inches)
	Width	168±2mm (6.61 inches)
	Container Height	208±2mm (8.19 inches)
	Total Height (with Terminal)	216±2mm (8.50 inches)
Approx Weight	Approx 23.0 Kg (50.7 lbs)	
Terminal	T6	
Container Material	ABS	
Rated Capacity	78.0AH/3.90A	(20hr, 1.80V/cell, 25°C/77°F)
	75.0 AH/7.50A	(10hr, 1.80V/cell, 25°C/77°F)
	64.5 AH/12.90A	(5hr, 1.75V/cell, 25°C/77°F)
	58.5 AH/19.5A	(3hr, 1.75V/cell, 25°C/77°F)
	45.8AH/45.8A	(1hr, 1.60V/cell, 25°C/77°F)
Max. Discharge Current	900A (5s)	
Internal Resistance	Approx 6.6mΩ	
Operating Temp. Range	Discharge	-15~50°C (5~122°F)
	Charge	0~40°C (32~104°F)
	Storage	-15~40°C (5~104°F)
Nominal Operating Temp. Range	25±3°C (77±5°F)	
Cycle Use	Initial Charging Current less than 22.5A. Voltage 14.4V~15.0V at 25°C(77°F)Temp. Coefficient -30mV/°C	
	Standby Use No limit on Initial Charging Current Voltage 13.5V~13.8V at 25°C(77°F)Temp. Coefficient -20mV/°C	
Capacity affected by Temperature	40°C (104°F)	103%
	25°C (77°F)	100%
	0°C (32°F)	86%
Self Discharge	Deep cycle series batteries may be stored for up to 6 months at 25°C(77°F) and then a freshening charge is required. For higher temperatures the time interval will be shorter.	
Life expectancy	8~12 years at 25°C with charge voltage of 2.25V/cell	



Applications

- ◆ All purpose
- ◆ Uninterruptable Power Supply (UPS)
- ◆ Electric Power System (EPS)
- ◆ Emergency backup power supply
- ◆ Emergency light
- ◆ Railway signal
- ◆ Aircraft signal
- ◆ Alarm and security system
- ◆ Electronic apparatus and equipment
- ◆ Communication power supply
- ◆ DC power supply
- ◆ Auto control system



Conform to:
IEC60896-21&22 and/or IEC61427

Constant Current Discharge (Amperes) at 25 °C (77°F)

F.V/Time	5min	10min	15min	20min	30min	45min	1h	2h	3h	4h	5h	6h	8h	10h	20h
1.85V/cell	128.4	100.9	85.8	71.8	57.1	43.2	35.4	22.5	17.8	14.5	11.7	10.2	8.29	7.08	3.86
1.80V/cell	172.3	128.9	103.7	84.9	67.3	50.2	39.6	24.6	19.2	15.5	12.6	10.9	8.79	7.50	3.90
1.75V/cell	194.3	141.7	113.3	91.3	69.9	52.1	41.4	25.5	19.5	15.9	12.9	11.2	8.94	7.58	3.94
1.70V/cell	213.9	154.4	120.9	95.9	72.7	54.2	42.7	26.5	20.1	16.3	13.2	11.5	9.07	7.65	4.01
1.65V/cell	235.9	166.7	128.6	101.9	76.7	55.6	44.2	27.2	20.9	16.8	13.6	11.7	9.21	7.81	4.07
1.60V/cell	260.2	180.9	137.5	108.6	81.0	57.9	45.8	28.2	21.6	17.4	14.1	12.0	9.30	7.89	4.09

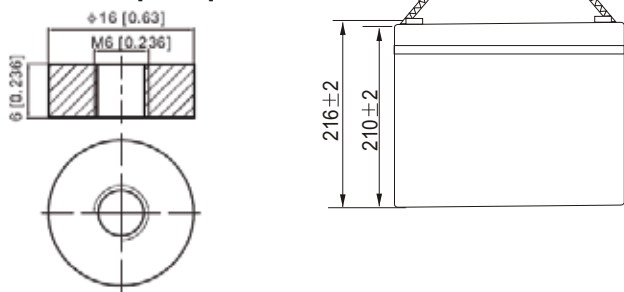
Constant Power Discharge (Watts/cell) at 25 °C (77°F)

F.V/Time	5min	10min	15min	20min	30min	45min	1h	2h	3h	4h	5h	6h	8h	10h	20h
1.85V/cell	234.7	186.4	160.1	135.3	108.7	83.0	68.2	43.7	34.7	28.4	23.0	20.1	16.4	14.0	7.65
1.80V/cell	311.7	235.4	190.9	157.6	126.3	95.8	76.0	47.4	37.1	30.2	24.6	21.4	17.3	14.8	7.71
1.75V/cell	343.9	254.5	205.9	167.9	130.1	98.4	79.1	49.0	37.7	30.8	25.1	22.0	17.6	14.9	7.78
1.70V/cell	368.2	271.1	216.8	175.1	134.6	102.0	81.4	50.8	38.7	31.5	25.7	22.4	17.8	15.1	7.92
1.65V/cell	400.3	289.9	228.8	184.7	140.9	103.6	83.5	52.0	40.1	32.5	26.3	22.8	18.0	15.4	8.02
1.60V/cell	431.3	307.6	240.6	194.6	147.7	107.4	86.0	53.4	41.2	33.4	27.1	23.2	18.2	15.5	8.05

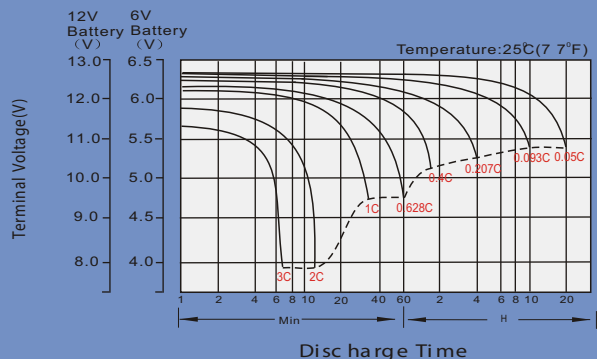
Dimensions

T6 Terminal

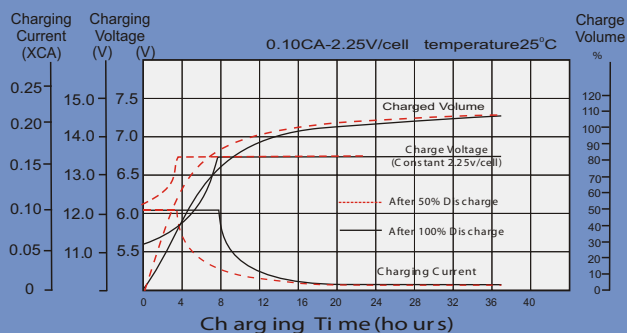
Unit: mm [inches]



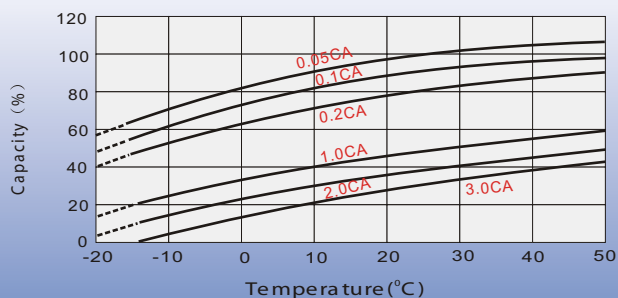
Discharge Characteristics



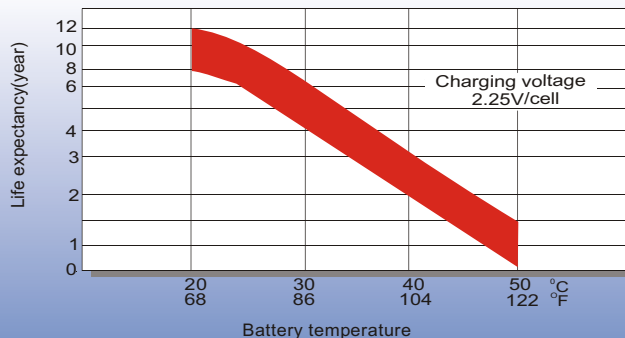
Float Charging Characteristics



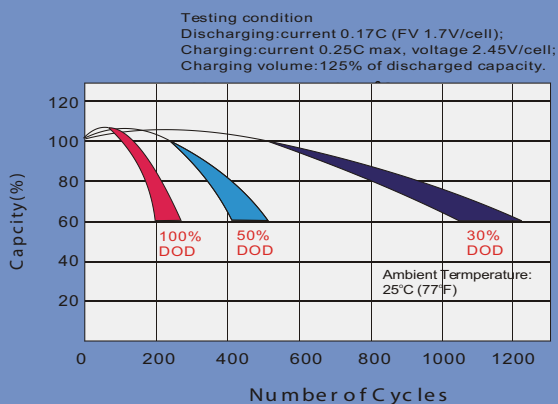
Temperature Effects in Relation to Battery Capacity



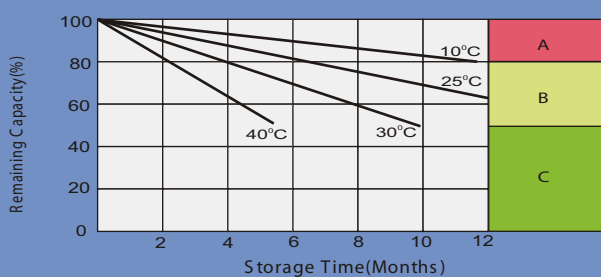
Cycle Life in Relation to Depth of Discharge



Cycle Life in Relation to Depth of Discharge Temperature



Self Discharge Characteristics



- A** No supplementary charge required (Carry out supplementary charge before use if 100% capacity is required).
- B** Supplementary charge required before use. Optimal charging way as below:
 - Charged for above 3 days at limited current 0.25CA and constant voltage 2.25V/cell.
 - Charged for above 20 hours at limited current 0.25CA and constant voltage 2.45V/cell.
 - Charged for 8-10 hours at limited current 0.05 CA.
- C** Supplementary charge may often fail to recover the capacity. The battery should never be left standing till this is reached.