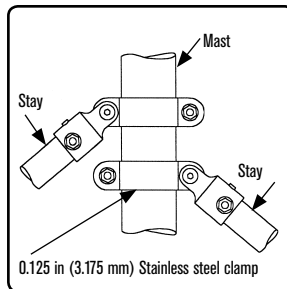
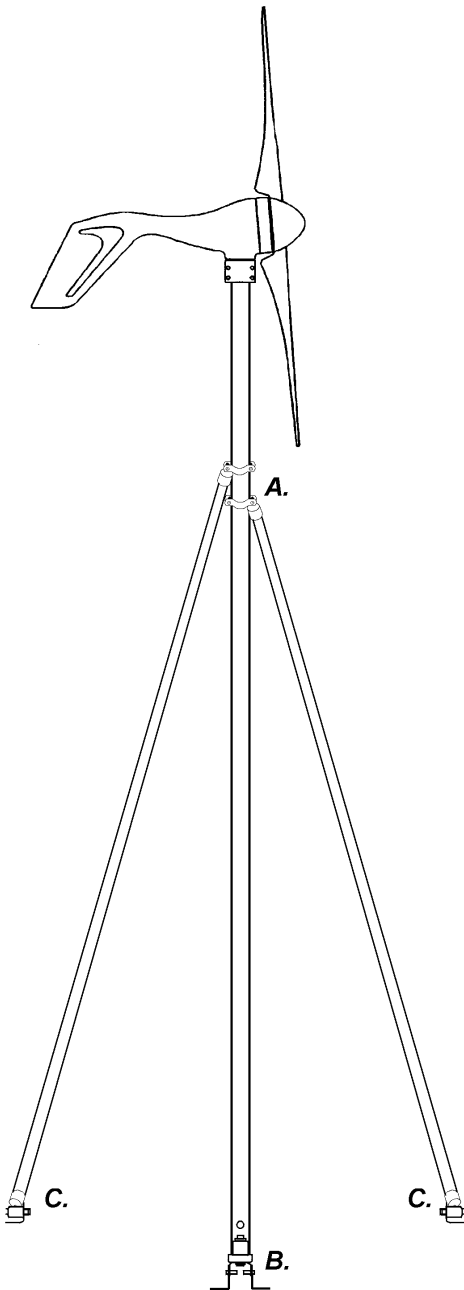


AIR MARINE TOWER

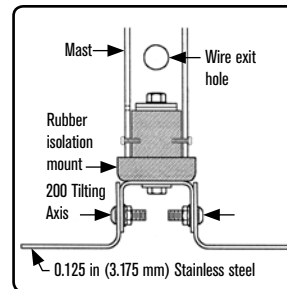
The Easiest Way to Mount Your Air Marine for Sailing
Simple to Install / Durable Materials / For Wood or Fiberglass Decks

FEATURES

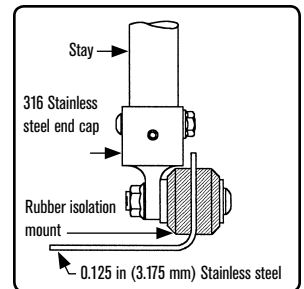
- White powder-coated aluminum mast and stays to resist corrosion.
- 9 ft (2.7 m) tall mast with an outside diameter of 1.9 in (48 mm) (known as 1.5 in Schedule 40 pipe) and two 9 ft (2.7 m) long stays with a 1 in (25.4 mm) outer diameter.
- Stainless steel hardware with self-locking nuts.
- Tilting mast base for easy installation and access.
- Fully adjustable stay anchor base mounts.
- Built-in vibration mounts minimize sound transmission.
- Can be installed on transom or deck in a few hours.
- Designed to withstand hurricane force winds.



A. Saddle Clamps



B. Tilting Mast Base



C. Stay Base

MARINE TOWER KITS

Tower Mounting Hardware Kit (hardware only) Part # 1-TWA-20-03
Powder-Coated Aluminum Mast Set (poles only) Part # 1-TWA-20-02

ACCESSORIES

Stop Switch

Allows you to "stop" the turbine. Rated at 50 amps DC for both 12 V and 24 V.
Part # 2-ARAC-101

Circuit Breaker

Required with any electrical installation
12 V = 50 amps Part # 2-ARAC-104
24 V = 30 amps Part # 2-ARAC-103

Amp Meter

Watch your output! Measures 0-30 amps for both 12 V and 24 V. Easy to install.
Part # 2-ARAC-101

These accessories are usually difficult to find because of their high DC ratings, which is why we offer them to complement your Air Marine.

Tower kits work with the Air family of products:
Air 403/X/Breeze. Turbine not included.

Southwest Windpower

1801 W. Route 66 Flagstaff, AZ 86001USA
928.779.9463 www.windenergy.com

WHERE TO BUY

Find your local dealer at www.windenergy.com